

# The **Finseeker Collection**

# Design-Driven For The Whole Family

## OUR LEGACY CONTINUES

Legendary Crownline quality is at the heart of our Finseeker Collection. Our team is always looking for ways to take our boats to the next level, and when it came to building a fishing boat worthy of the Crownline name, they exceeded every expectation.

Each model features the engineering, comfort, technology, and must-have features you need for perfect days on the water. We believe in designing for excellence — not excess — and the Finseeker Collection is proof.

## 30 YEARS IN THE MAKING

Our Finseeker boats are thoughtfully designed with well-placed fishing amenities to please even the most serious fishermen and fisherwomen, with luxurious touches and entertainment features included to create the perfect all-around family boat.



**LENGTH WITH ENGINES**

26' 2" (7.98 m)

**OVERALL LENGTH**

23' 10" (7.26 m)

**BEAM**

102" (2.59 m)

**WEIGHT**

5,650 LBS (2,563 kg)

**FUEL CAPACITY**

105 GAL (398 l)

## New Addition 240 DC

The Finseeker 240 DC is designed for serious fishing, with luxurious touches and entertainment features for the perfect all around family boat. Port and starboard cockpit bench seats stow away for additional fishing areas. The heavy duty hard top provides cover from sun and inclement weather. And the head compartment is an important convenience for family fun and comfort.





## New Addition

# 245 WA

The new Finseeker by Crownline 245 WA features a 360 degree walk around for increased fishability. A great fishing / family boat, the 245 WA is trailerable and has a spacious cabin area with more than 6 feet of headroom, U-shape seating with filler cushions to form a sleeping area, a portable head, microwave, and sink. The cockpit area seats six, with flip up features for enhanced fishing capability. The standard fiberglass hard top has rear facing LED work lights, 4 rod holders, overhead lights and walk around grab rails, providing protection from the elements during a full day out on the water.

#### LENGTH WITH ENGINES

25' 6" (7.77 m)

#### OVERALL LENGTH

23' 6" (7.16 m)

#### BEAM

102" (2.59 m)

#### WEIGHT

5,700 LBS (2,586 kg)

#### FUEL CAPACITY

105 GAL (398 l)





# Models

200 CC

## LENGTH WITH ENGINES

22' 6" (6.86 m)

## OVERALL LENGTH

20' 6" (6.25 m)

## BEAM

102" (2.59 m)

## WEIGHT

4,205 LBS (1,907 kg)

## FUEL CAPACITY

71 GAL (269 l)



210 CC

## LENGTH WITH ENGINES

22' 6" (6.86 m)

## OVERALL LENGTH

20' 6" (6.25 m)

## BEAM

102" (2.59 m)

## WEIGHT

4,295 LBS (1,948 kg)

## FUEL CAPACITY

71 GAL (269 l)



# 220 CC

**LENGTH WITH ENGINES**  
23' 7" (7.19 m)

**OVERALL LENGTH**  
21' 8" (6.6 m)

**BEAM**  
102" (2.59 m)

**WEIGHT**  
4,780 LBS (2,168 kg)

**FUEL CAPACITY**  
105 GAL (397 l)



# 230 CC

**LENGTH WITH ENGINES**  
24' 7" (7.5 m)

**OVERALL LENGTH**  
22' 9" (6.9 m)

**BEAM**  
102" (2.59 m)

**WEIGHT**  
4,980 LBS (2,259 kg)

**FUEL CAPACITY**  
105 GAL (397 l)





# 260 DC

**LENGTH WITH ENGINES**  
28' (8.53 m)

**OVERALL LENGTH**  
25'10" (7.87 m)

**BEAM**  
112" (2.84 m)

**WEIGHT**  
8,500 LBS (3,855 kg)

**FUEL CAPACITY**  
165 GAL (625 l)



# 280 DC

**LENGTH WITH  
ENGINES**  
29' (8.84 m)

**OVERALL LENGTH**  
26'10" (8.18 m)

**BEAM**  
112" (2.84 m)

**WEIGHT**  
8,900 LBS (4,037 kg)

**FUEL CAPACITY**  
165 GAL (625 l)

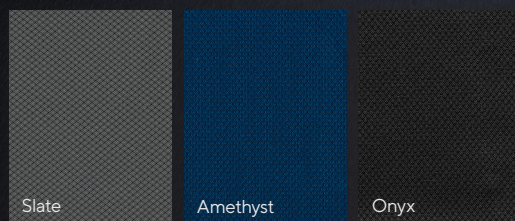


# Color

## GELCOAT



## CANVAS




Canvas — Color Matched, Dual Console Only. Center Console models are available in Slate and Onyx.

## MOORING COVER



Mooring Cover and Helm Station Cover — Center Console Only

# Features



Trim Tabs




Secondary Bait Station With Aerated Bait Well, Tool Tray, Tackle Storage, & LED Lights



Seating Stowed For Better Fishability



Seating Flipped Down



Fiberglass Hard Top With Two Wet Sounds Speakers, Rear Facing LED Lights, Pilot Misting System, & 4 Rod Holders



Custom Machined Deck Handrails

Not all standard features available on all models. See dealer for specific details.



BEST-IN-CLASS

# Warranty

LEAVE YOUR WORRIES ON SHORE

We have so much confidence in the quality and craftsmanship of our fishing boat and its components, we're proud to offer one of the most comprehensive warranties in the industry—a lifetime limited structural deck, hull, and transom warranty to the boat's first owner.

Please boat safely! Crownline encourages you to take a Boaters Education Safety Course.

Crownline Boats reserves the right to change, alter and modify its finished boats, parts, specifications, and prices at any time without notice. Some photographs in this catalog may show optional equipment. The specification measurements are approximations and subject to variance.

Three year outboard warranty. Contact your dealer for more information.





11884 COUNTRY CLUB ROAD  
WEST FRANKFORT, IL 62896

FINSEEKER.COM